

Minnesota House of Representatives Housing Finance and Policy

Committee meeting: February 10, 2022

Michelle Decker Gerrard
Study Director



Study background

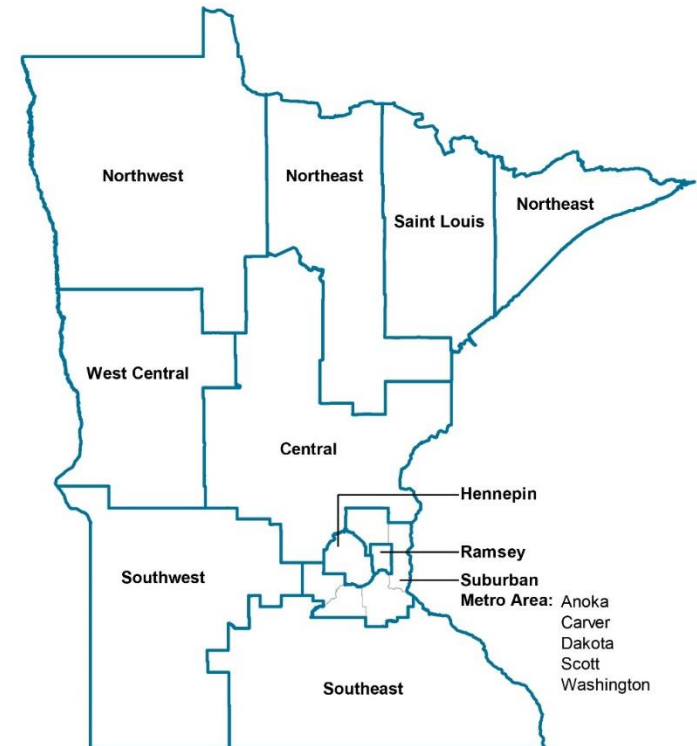
■ When?

- Every 3 years since 1991
- Interviews (45 min.)
- Census count

■ Who?

- In shelter
- Not in formal shelter system
- Companion study in partnership with 6 Ojibwe Tribes

Continuum of Care regions



Study background

- **October 25, 2018**
 - 1,200 volunteers
 - 400 sites
- **Reporting**
 - Data tables
 - Reports

Wilder Research | **MINNESOTA HOMELESS STUDY**
Information. Insight. Impact. | [About The Study](#) - [Get Involved](#) - [Study Results](#) - [Contact us](#)

Homelessness in Minnesota

2018 study finds 10,233 people experiencing homelessness in Minnesota – a 10 percent increase from 2015.

[Learn more](#)

● ○ ○

SIGN UP!

Get the latest results from the 2018 Minnesota Homeless Study sent to your inbox.

[Sign up now](#)

2018 SURVEY RESULTS

NI-W Single night count of people experiencing homelessness released.

[Learn more](#)

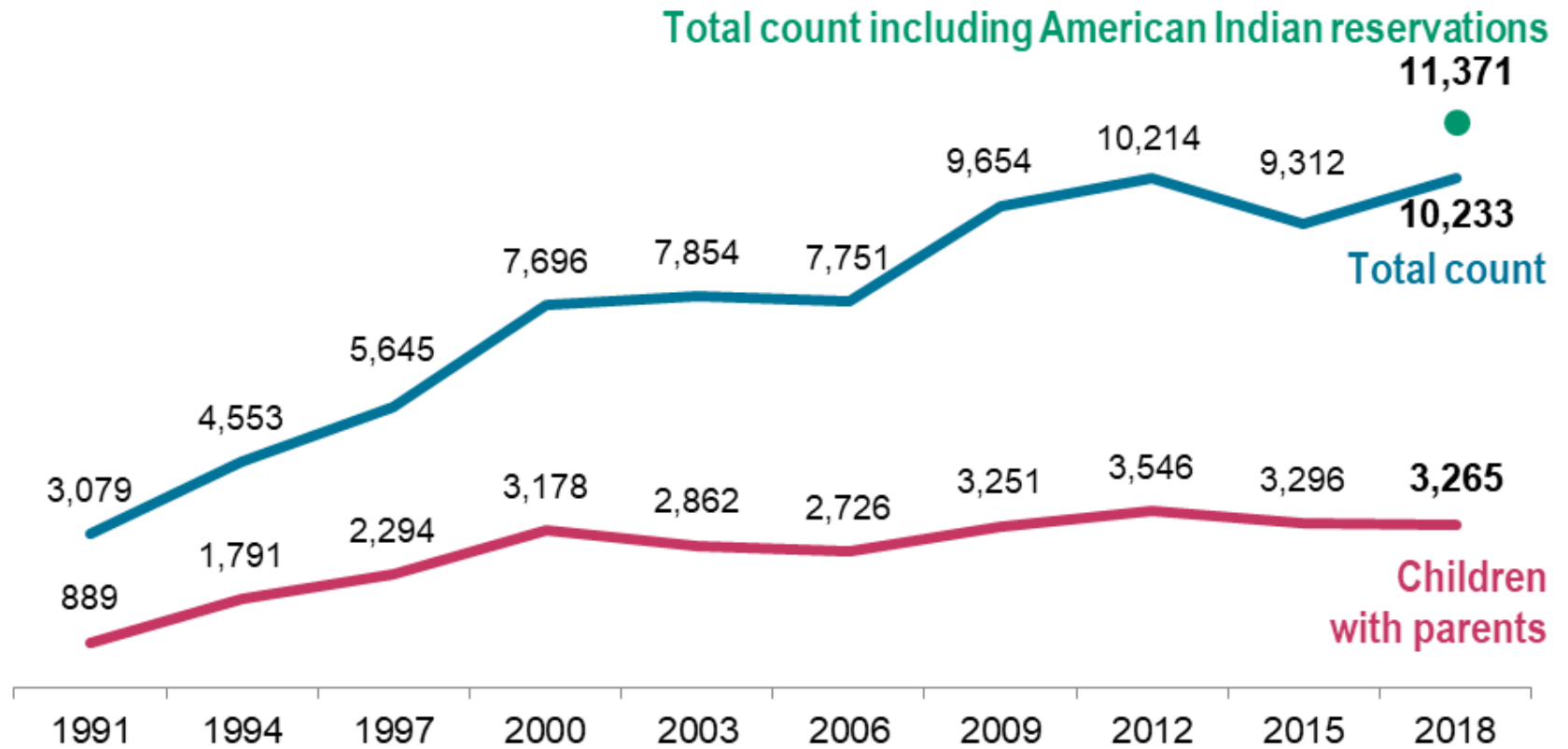
READ

What is the study and who is involved? Study director Michelle Genard explains in a blog post, 6 Things to Know About the Minnesota Homeless Study.

[Read it now](#)

Homelessness in Minnesota

- *After leveling off in the early 2000s, homelessness in Minnesota has been increasing*



Wilder Research, 2018 Statewide Homeless Study count

Many more
people face
homelessness
than what we
can count
on the night of
the survey

Wilder Research estimates:

19,600


people experience
homelessness **on any
given night** in Minnesota



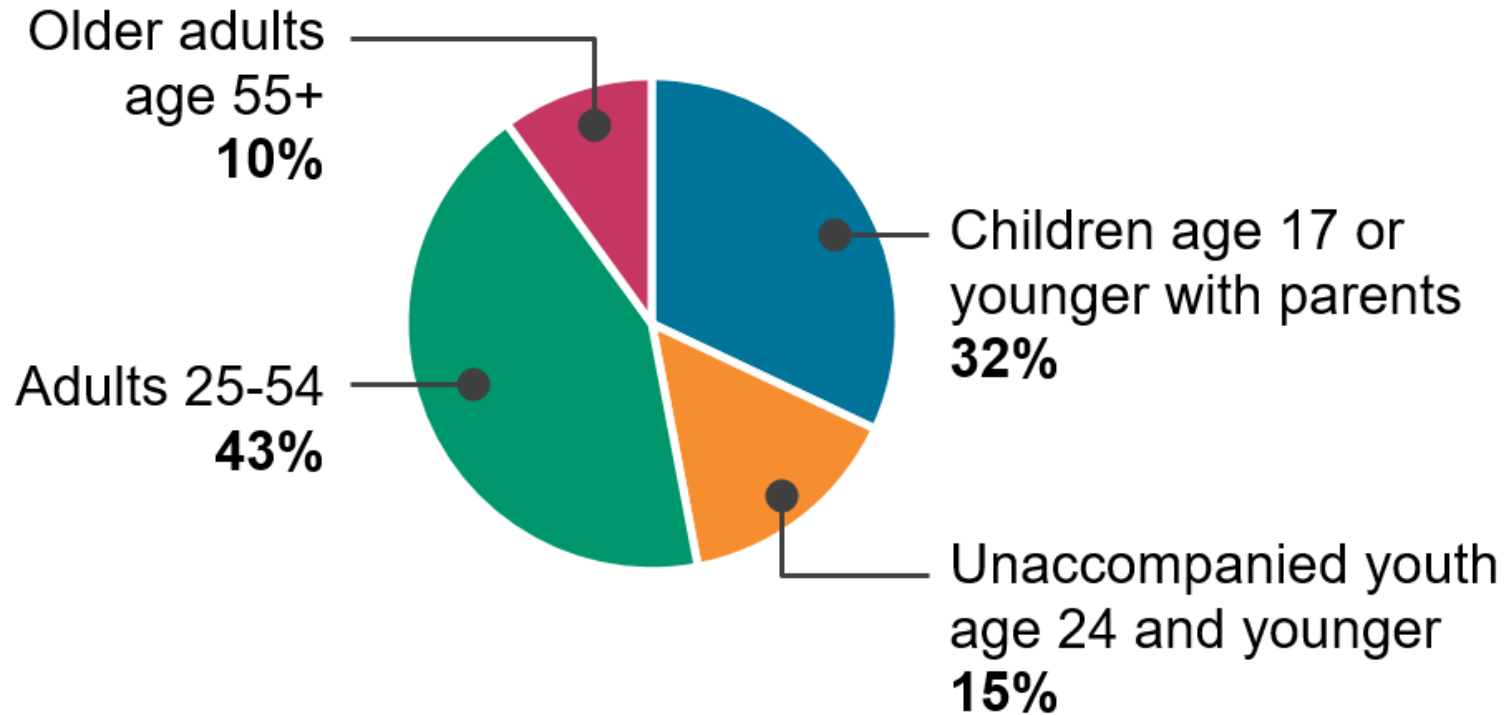
... and ...

50,600

people experience
homelessness **during an
entire year** in Minnesota




Children and youth make up almost half of our homeless population



Wilder Research, 2018 Statewide Homeless Study count

Key Findings



1

There is not
enough
affordable
housing

Incomes of homeless adults *versus* housing costs

Median income:
\$550 per month



Median rent:
\$906 per month



1

There is not
enough
affordable
housing

On wait list for subsidized housing

50%
of homeless adults



No housing they can afford

56% of homeless adults
(this is the highest among 12
reasons they were asked about)

2

More people
staying outside
of a formal
shelter setting

62% increase over 2015

32% of adults turned away
from a shelter in the last 3
months due to lack of space

2

**More people
staying outside
of a formal
shelter setting**

**Spent more than 1 week outside
in past month**

27% of adults compared to 18% in 2015

22% of youth (age 24 and younger)

**Spent more than 1 week doubled-up
in past month**

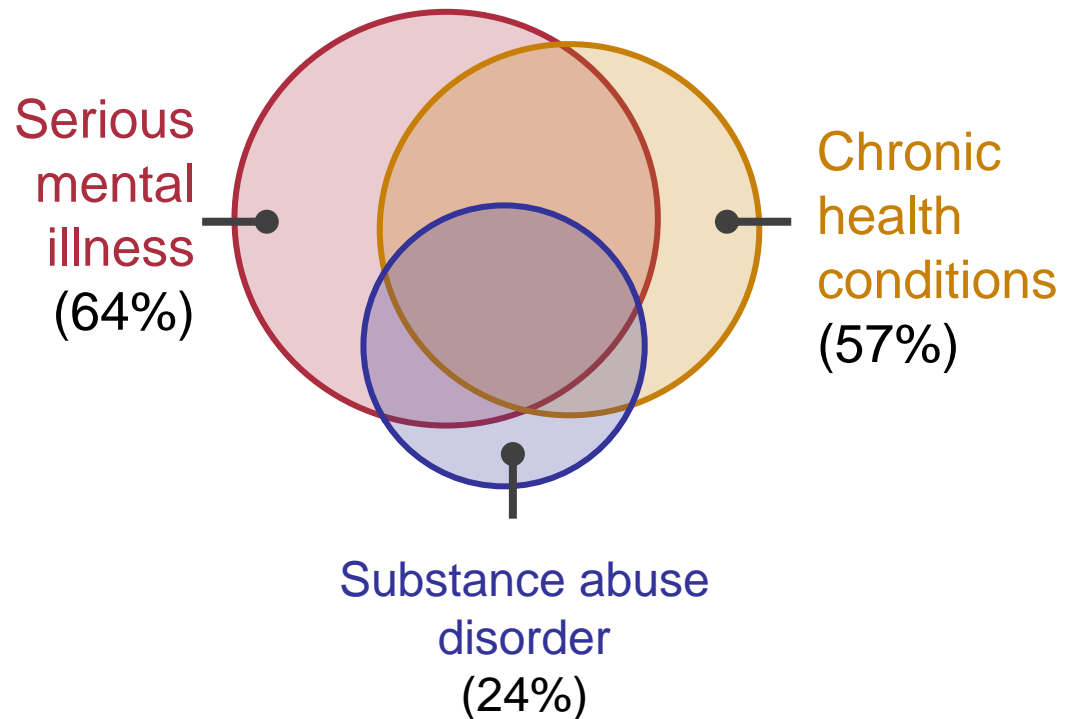
17% of adults compared to 16% in 2015

38% of youth (age 24 and younger)

3

Many homeless people face obstacles to getting & keeping housing

Chronic health conditions of homeless adults



Any of these conditions: 81%

Multiple conditions: 50%

All three: 14%

3


Many homeless people face obstacles to getting & keeping housing

Been in jail or prison

Nearly

1 in 3


homeless adult women



Nearly

2 in 3


homeless adult men



Rates are higher in greater MN than Metro

3

**Many homeless
people face
obstacles to
getting &
keeping housing**



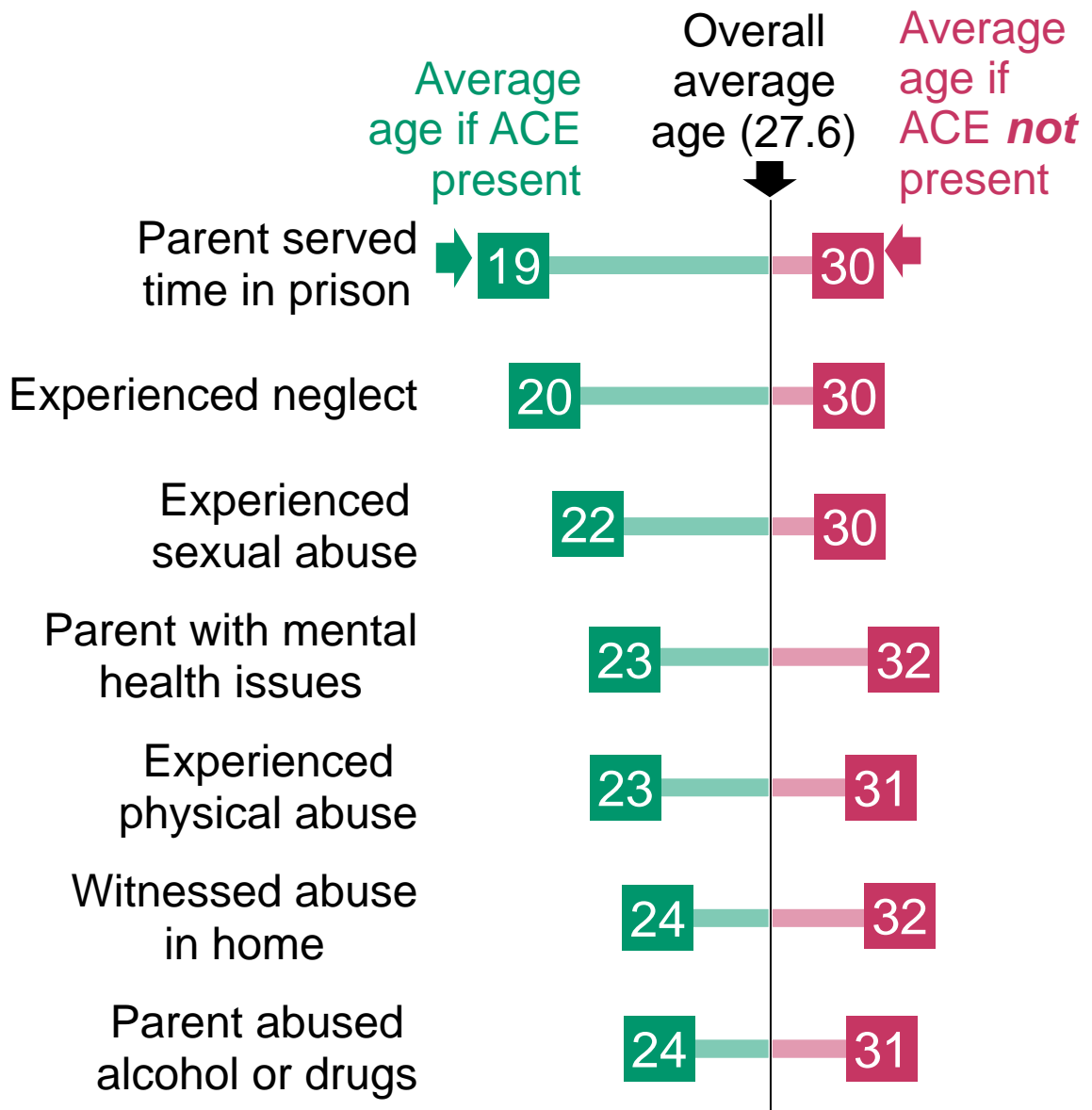
**37% of women left
their last housing
because of abuse**

4

Homelessness is often preceded by childhood trauma and abuse

Wilder Research, 2018
Statewide Homeless Study survey

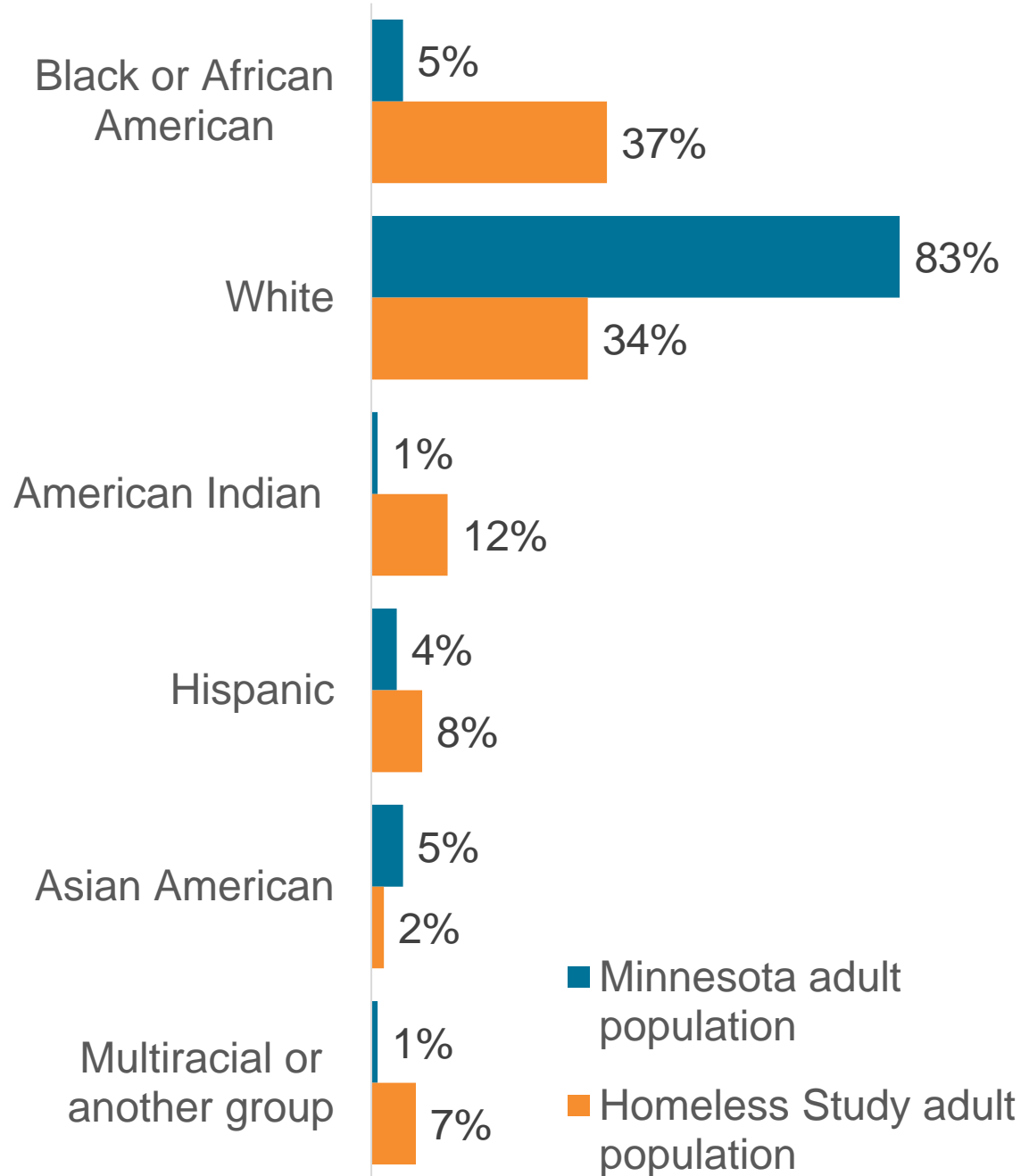
Age first homeless by ACE



5

There are ripple effects from discriminatory practices

Wilder Research, 2018
Statewide Homeless Study survey



Racial/ethnic background: Metro & Greater MN

Adults

	Greater MN	Metro
American Indian (not including Reservation study)	17%	11%
Asian American	1%	2%
Black/African American	17%	47%
White	55%	26%
Multi-racial	7%	8%
Hispanic	8%	8%

5

**There are
ripple effects
from
discriminatory
practices**

Disproportionately LGBTQ

Homeless adults

10% are LGBTQ

Homeless youth

22% are LGBTQ

Homeless Study Data: What's Available?

- Tables and reports at mnhomeless.org
 - Data tables detailing **counts** of those experiencing homelessness, by CoC region
 - Data tables detailing **face-to-face interview** responses, by CoC region
 - Overall report on homelessness in Minnesota
 - Topic- and region-specific reports
- Data requests and special analyses
- Questions? michelle.gerrard@wilder.org

